



# Population Parameters of a Freshwater Clupeid, *Corica soborna* (Hamilton, 1822) from the Ganges River, Northwestern Bangladesh

Dalia Khatun<sup>1</sup>, Md. Yeamin Hossain<sup>1,2\*</sup>, Md. Firose Hossain<sup>3</sup>, Zannatul Mawa<sup>1</sup>, Md. Aatur Rahman<sup>1</sup>, Md. Rabiul Hasan<sup>1</sup> Md. Akhtarul Islam<sup>1</sup>, Md. Ashekur Rahman<sup>1</sup>, Habib Ul Hassan<sup>4</sup> and Sadicun Nahar Sikha<sup>1</sup>

<sup>1</sup>Department of Fisheries, Faculty of Fisheries, University of Rajshahi, Rajshahi 6205, Bangladesh

<sup>2</sup>Faculty of Fisheries, Kagoshima University, 4-50-20 Shimoarata, Kagoshima 890-0056, Japan

<sup>3</sup>Department of Molecular and Functional Genomics, Interdisciplinary Center for Science Research, Shimane University, Matsue, Japan

<sup>4</sup>Department of Zoology (MRCC), University of Karachi, Karachi-75270, Pakistan

## ABSTRACT

Our study illustrates the first complete description on population parameters of *Corica soborna* including sex ratio (SR), length-frequency distributions (LFDs), length-weight relationships (LWRs), length-length relationships (LLRs), condition factors (allometric,  $K_A$ , Fulton's,  $K_F$ , relative,  $K_R$ , and relative weight,  $W_R$ ), form factor ( $a_{3,0}$ ), size at first sexual maturity ( $L_m$ ) and natural mortality ( $M_w$ ) using multi-model indices from the Ganges River of northwestern Bangladesh. For each individual, the total length (TL), fork length (FL), standard length (SL), and body weight (BW) were measured by digital slide calipers and an electric balance, respectively. A total of 303 individuals (male = 140, female = 163) were collected from the fishers catch during January to December, 2016. The overall SR differed statistically from the expected 1:1 ratio ( $df = 1$ ,  $\chi^2 = 4.06$ ,  $P > 0.05$ ). The TL of males and females ranged from 2.7–4.7 cm vs. 2.8–5.0 cm, respectively. The LFDs showed that the 3.99–4.49 cm TL size group was numerically dominant for both sexes. The  $b$  values of LWRs (TL vs. BW) indicates negative allometric growth, ( $b = 2.82$  for males and  $b = 2.63$  for females).  $K_F$  was the best condition for assessing the well-being of this species in the Ganges River. The  $W_R$  was not significantly different from 100 for males ( $P = 0.6137$ ) and females ( $P = 0.6185$ ), indicating that habitat was still in good condition. The  $a_{3,0}$  were 0.0067 and 0.0050 whereas  $L_m$  was 3.14 and 3.32 cm for males and females, respectively. Also,  $M_w$  was 2.55 and 2.50 year<sup>-1</sup>, respectively in the Ganges River. In addition, this study estimates the  $a_{3,0}$ ,  $L_m$  and  $M_w$  from other water-bodies using the available literature. Finally, these findings will be crucial for further studies to suggest suitable policy for the sustainable management of *C. soborna* in the Ganges River and surrounding ecosystems.

## Article Information

Received 08 December 2019

Revised 29 May 2020

Accepted 20 January 2021

Available online 10 June 2021

## Authors' Contribution

MYH, DK and MFH conceived this study. MAR, MAI and HUH analyzed the data. DK, ZM, MRH and SNS wrote and edited the manuscript.

## Key words

*Corica soborna*, Condition, Size at first sexual maturity, Natural mortality, Ganges River

## INTRODUCTION

The Clupeidae is the main family of the order Clupeiformes, containing approximately 200 species in 54 genera (Froese and Pauly, 2014). It is considered as the most valuable food fish family in the world (Csirke, 2005), being represented mostly by herrings, sardines, anchovies and shads and their relatives (Royce, 1996). The Ganges River sprat, *Corica soborna* is a member of the family Clupeidae, one of the representative and abundant species in the Ganges River of Bangladesh,

which encompasses an important fisheries in the country's enormous river system. This clupeid is a freshwater, brackish, marine and pelagic-neritic species (Whitehead, 1985), generally known as kechki in Bangladesh, Godhae in India, and Gangesbrising in Denmark (Froese and Pauly, 2019). *C. soborna* is termed as small indigenous fish species (SIS) (the species which attains a maximum length of 5-25 cm in their life cycle) along with other 150 SIS available in Bangladesh (Amin et al., 2009; Felts et al., 1996). It occurs throughout the major river systems and estuaries, being reported from the Kaptai Lake of Bangladesh, where it comprised about 20% of the total fish catch (Wahab et al., 2007). Beside Bangladesh, this fish has a wide geographical distribution covering the Indian sub-continent, i.e., Brunei, India, Indonesia, Malaysia, and

\* Corresponding author: [hossainyeamin@gmail.com](mailto:hossainyeamin@gmail.com)  
0030-9923/2021/0001-0001 \$ 9.00/0  
Copyright 2021 Zoological Society of Pakistan

Thailand (Froese and Pauly, 2019; Talwar and Jhingran, 1991). This clupeid is a plankton feeder that mostly inhabits ponds and pools of creeks, rivers, and estuaries (Talwar and Jhingran, 1991; Rahman, 1989; Bhuiyan, 1964), sometimes also being found in Bay of Bengal (Kapoor *et al.*, 2002). It is a highly popular food fish due to its taste and high content of protein and micronutrients (Hossain *et al.*, 2009, 2017a), as well as having some medicinal value (Bhuiyan, 1964). However, this species has a small contribution in commercial fisheries probably because of its small size and is generally caught by small- and large-scale fishers as bycatch (Bhuiyan, 1964; Talwar and Jhingran, 1991). The conservation status of this species is categorized as least concern both in Bangladesh (IUCN Bangladesh, 2015) and elsewhere in South Asia (IUCN, 2018).

Information on life-history traits of fish species is very crucial for the execution of appropriate management approaches for sustaining the indigenous fishes like *C. soborna* (Hossain *et al.*, 2013a). Sex ratio (SR) and size structure (length-frequency distribution, LFD) reveals major information to evaluate reproductive prospective of fish populations (Vazzoler, 1996). The study of LFDs revealed the status of stock, breeding period, and ecology of riverine fishes (Ranjan *et al.*, 2005). Such study also expresses the relations of the dynamic rates of growth, recruitment, and mortality (Neuman and Allen, 2001). Length-weight relationships (LWRs) and length-length relationships (LLRs) are valuable parameters for determining the well-being of individuals, and to differentiate different stocks within species (King, 2007). LWRs of fish species have significant implications for fishery assessments and estimates of fishery biomass and yield (Ricker, 1975; Martn-Smith, 1996; Garcia *et al.*, 1998), as well as to prove data for aquatic ecosystem modeling (Christensen and Walters, 2004). Moreover, LWRs are fundamental for evaluating the life histories of fishes among diverse geographic localities (Le Cren, 1951; Hossain *et al.*, 2009, 2012a, 2016a; Azad *et al.*, 2018) and are also helpful for conservation and stock assessment (Ahmed *et al.*, 2012; Hossain *et al.*, 2013b, 2016b, 2017b). Additionally, LLRs are also important in fisheries management for comparative growth studies where one length type is preferred (Hossain *et al.*, 2006, 2015a; Wang *et al.*, 2015). Condition factors are valuable parameters to examine for differences among numerous stocks within species (King, 2007). Furthermore, relative weight ( $W_R$ ) is one of the most renowned indices to ascertain the status of fishes in various water bodies (Rypel and Richter, 2008; Hossen *et al.*, 2018). In addition, the form factor ( $a_{3,0}$ ) can be used to determine whether the body shape of a certain population or species is significantly distinct from others (Froese, 2006). On the other hand,

the status of fish stock and its management policies is often depends on the assessment of natural mortality ( $M_w$ ) (Brodziak *et al.*, 2011).

Although some studies have been done on *C. soborna* regarding LWRs (Hossain *et al.*, 2017a); LWRs, LLRs, size at first sexual maturity, and fecundity (Hossain *et al.*, 2008) and LWRs and condition factors (Kamal, 1982), to knowledge no studies have done on population used multi-models for this important fishery. Therefore, this study focused on the complete and comprehensive description on population parameters, including sex ratio (SR), length-frequency distributions (LFDs), length-weight (LWRs) and length-length relationships (LLRs), condition factors (allometric,  $K_A$ ; Fultons,  $K_F$ ; relative,  $K_R$ ; relative weight,  $W_R$ ), form factor ( $a_{3,0}$ ), size at first sexual maturity ( $L_m$ ), and natural mortality ( $M_w$ ) of *C. soborna* using many specimens of different body sizes from the Ganges River in northwestern Bangladesh as sampled over a 1 year study period.

## MATERIALS AND METHODS

### *Study site and sampling*

The present study was carried out in the Ganges River (well-known as Padma River in Bangladesh; Latitude. 24°35' N; Longitude. 88°64' E) in NW Bangladesh, which is considered a vital breeding and feeding ground for riverine fishes (Hossain *et al.*, 2016a; Rahman *et al.*, 2018). In total, 303 specimens (male=140, female=163) were collected occasionally during January to December, 2016 from the fishers' catch in different areas (Godagari: 24°26'N, 88°19'E; Charghat: 24°15'N, 88°44'E and Bagha: 24°70'N, 88°49'E) in the Rajshahi region, using different traditional fishing gears, i.e., cast net (mesh size ranges: 1.0–2.0 cm), gill net (mesh size ranges: 1.5–2.5 cm), and square lift net (mesh size ~ 1.0 cm). Collected fishes were immediately chilled on ice and fixed in 5% formalin upon arrival in the laboratory.

### *Fish measurement*

Sex identification of fish was done by (i) morphometric and meristic traits and (ii) microscopic observation of the gonads. Before weighing, each individual was rinsed with water and kept exposed to air-dry it, although blotting paper was also used to eliminate excess moisture. For each individual, total (TL), fork (FL), and standard lengths (SL) were measured by a digital slide calipers to the closest 0.01 cm. Whole body weight (BW) were taken by an electronic balance to the nearest 0.01 g, precision.

### *Sex ratio (SR) and length-frequency distribution (LFDs)*

The variation of sex-ratio from the anticipated 1:1

(male: female) value was determined by chi-square test. The length-frequency distribution for male and female *C. soborna* was made individually with 1cm intervals of TL. The normal-frequency distribution was fitted to the TL frequency distribution of *C. soborna* using a computer program (Microsoft Excel add insolver), based on Hasselblad's maximum-likelihood method (Hasselblad, 1966).

#### *Length-weight and length-length relationships (LWRs and LLRs)*

The LWRs was calculated using the equation:  $W = a \times L^b$ , where,  $W$  is body weight (BW, g) and  $L$  is body length (cm). The parameters  $a$  and  $b$  were estimated by linear regression analyses based on natural logarithms:  $\ln(W) = \ln(a) + b \ln(L)$ . In addition, 95% confidence limits of  $a$  and  $b$  and the coefficient of determination ( $r^2$ ) were estimated. Based on Froese (2006), all extreme outliers were excluded from the analyses. A t-test was used to confirm whether  $b$  values obtained in the linear regression were significantly different from the isometric value ( $b=3$ ), (Sokal and Rohlf, 1981). Furthermore, LLRs - including TL vs. SL, TL vs. FL, and SL vs. FL relationships- were estimated by linear regression (Hossain *et al.*, 2006).

#### *Condition factors*

The allometric condition factor ( $K_A$ ) was estimated using the equation of Tesch (1971):  $W/L^b$ , where  $W$  is the body weight (g) and  $L$  is the TL (cm), and  $b$  is the LWR parameter. The Fulton's condition factor ( $K_F$ ) was calculated using the equation of Fulton (1904):  $K_F = 100 \times (W/L^3)$ , where  $W$  is the body weight (g) and  $L$  is the TL in cm. The scaling factor of 100 was used to bring the  $K_F$  close to unit. Moreover, the relative condition factor ( $K_R$ ) was calculated following the equation of Le Cren (1951):  $K_R = W/(a \times L^b)$ , where  $W$  is the body weight (g),  $L$  is the TL (cm), and  $a$  and  $b$  are LWR parameters. For assessing the relative weight ( $W_R$ ), the equation of Froese (2006):  $W_R = (W / W_s) \times 100$  was used, where  $W$  is the weight of a particular individual and  $W_s$  is the predicted standard weight for the same individual as calculated by  $W_s = a \times L^b$ . For the latter,  $a$  and  $b$  values are gained from the relationships between TL vs. BW.

#### *Form factor ( $a_{3,0}$ )*

The  $a_{3,0}$  of *C. soborna* was calculated using the equation of Froese (2006) as:  $a_{3,0} = 10^{(\log a - s(b-3))}$ , where  $a$  and  $b$  are regression parameters of LWR, and  $s$  is the regression slope of  $\ln a$  vs.  $b$ . We used a mean slope  $S = -1.358$  for estimating  $a_{3,0}$  because information on LWR is not available for this species to estimate the regression (S) of  $\ln a$  vs.  $b$ .

#### *Size at first sexual maturity ( $L_m$ ) and natural mortality ( $M_w$ )*

$L_m$  was estimated by the equation of Binohlan and Froese (2009) as  $\log(L_m) = -0.1189 + 0.9157 \times \log(L_{\max})$ , where  $L_{\max}$  signifies maximum TL.  $M_w$  was calculated using the model of Peterson and Wroblewski (1984) as  $M_w = 1.92 \text{ year}^{-1} \times (W)^{-0.25}$ , where,  $M_w$  = natural mortality at mass  $W$ , and  $W = a \times L^b$ , and  $a$  and  $b$  are regression parameters of LWR.

#### *Statistical analysis*

Statistical analyses were performed using GraphPad Prism 6.5 software. Homogeneity and normality of the data were tested prior to analysis. A 1-sample t-test was used to compare the mean relative weight ( $W_R$ ) with 100 (Anderson and Neumann, 1996). In addition, the Spearman rank correlated body measurements (e.g., TL and BW) with condition factors ( $K_A$ ,  $K_F$ ,  $K_R$ , and  $W_R$ ). Furthermore, the LWRs between sexes were compared by the analysis of covariance (ANCOVA). All statistical analyses were considered significant at 5% ( $P < 0.05$ ).

## RESULTS

#### *Sex ratio (SR) and length-frequency distributions (LFDs)*

During the study, a total of 303 individuals of *C. soborna* were collected from the Ganges River, where 41.55% were males and 58.45% were females, hence the overall sex ratio differed statistically from the expected 1:1 ratio ( $df = 1$ ,  $\chi^2 = 4.06$ ,  $P > 0.05$ ) (Table I).

Descriptive statistics for length and weight measurements and their 95% confidence limit (CL) for *C. soborna* are demonstrated in Table II. Specimens ranged from 2.70cm to 5.00cm for TL and 0.22 to 1.08 g for BW, regardless of sex. LFDs revealed that the 3.99–4.49 cm TL size group was numerically dominant for both males and females, constituting 72% vs. 69% of the total population, respectively (Fig. 1). There was a significant difference for LFD between sexes (Mann-Whitney U-Test,  $U = 9727$ ,  $P = 0.027$ ). But BW showed insignificant differences between males and females (Mann-Whitney U-test,  $U = 10726$ ,  $P = 0.367$ ).

#### *Length-weight and length-length relationships (LWRs and LLRs)*

Descriptive statistics and estimated parameters of length-weight relationships, sample sizes ( $n$ ), regression parameters  $a$  and  $b$  of the LWRs, 95% confidence limits, and coefficients of determination ( $r^2$ ) of *C. soborna* are given in Table III and Fig. 2. All LWRs were highly significant ( $P < 0.001$ ), with all  $r^2$  values  $\geq 0.963$ . In addition, all LLRs were also highly significant ( $P < 0.001$ ) with all  $r^2$  values  $\geq 0.971$  (Table IV and Fig. 3).

**Table I. Number of males, females, and sex ratio (male: female) of *Corica soborna* from the Ganges River, northwestern Bangladesh.**

Length class (TL, cm)	Number of specimens			Sex ratio (Male/Female)	$\chi^2$ (df=1)	Significance
	Male	Female	Total			
5.00 – 5.99	12	14	26	1 : 1.17	0.15	ns
6.00 – 6.99	11	7	18	1 : 0.64	0.89	ns
7.00 – 7.99	20	16	36	1 : 0.80	0.44	ns
8.00 – 8.99	6	18	24	1 : 3.00	6.00	*
9.00 – 9.99	7	18	25	1 : 2.57	4.84	*
10.00 – 10.99	0	3	3	-	3.00	ns
11.00 – 11.99	3	2	5	1 : 0.67	0.20	ns
12.00 – 12.99	0	5	5	-	5.00	*
Overall	59	83	142	1 : 1.41	4.06	*

TL, total length; df, degree of freedom; ns, not significant; \*, significant at 5% level ( $\chi^2 > \chi^2_{t1, 0.05} = 3.84$ ).

**Table II. Descriptive statistics of length (cm) and weight (g) measurements of *Corica soborna* (Hamilton, 1822) specimens in the Ganges River, Bangladesh.**

Characteristics	n	Min	Max	Mean $\pm$ SD	95%CL
Male	140				
Total length (cm)		2.7	4.7	3.898 $\pm$ 0.444	3.82-3.97
Fork length (cm)		2.5	4.2	3.526 $\pm$ 0.404	3.46-3.59
Standard length (cm)		2.3	3.8	3.194 $\pm$ 0.363	3.13-3.25
Body weight (g)		0.22	0.9	0.558 $\pm$ 0.170	0.53-0.59
Female	163				
Total length (cm)		2.8	5.0	3.790 $\pm$ 0.465	3.72-3.86
Fork length (cm)		2.5	4.4	3.383 $\pm$ 0.404	3.32-3.45
Standard length (cm)		2.3	4.1	3.093 $\pm$ 0.385	3.03-3.15
Body weight (g)		0.26	1.08	0.543 $\pm$ 0.175	0.52-0.57
Combined	303				
Total length (cm)		2.7	5	3.840 $\pm$ 0.457	3.79-3.89
Fork length (cm)		2.5	4.5	3.449 $\pm$ 0.414	3.40-3.50
Standard length (cm)		2.3	4.1	3.139 $\pm$ 0.378	3.10-3.18
Body weight (g)		0.22	1.08	0.550 $\pm$ 0.172	0.53-0.57

n, sample size; Min, minimum; Max, maximum; SD, standard deviation; CL, confidence limit for mean values.

**Table III. Descriptive statistics and estimated parameters of the length-weight relationships ( $BW = a \times L^b$ ) of *Corica soborna* from the Ganges River, northwestern Bangladesh.**

Equation	Sex	n	Regression parameters		95% CL of <i>a</i>	95% CL of <i>b</i>	<i>r</i> <sup>2</sup>	GT
			<i>a</i>	<i>b</i>				
$BW = a \times TL^b$	M	140	0.0117	2.82	0.0108–0.0126	2.760 – 2.876	0.986	-A
$BW = a \times FL^b$			0.0157	2.81	0.0143–0.0173	2.732 – 2.883	0.975	
$BW = a \times SL^b$			0.0205	2.82	0.0187–0.0224	2.741 – 2.895	0.974	
$BW = a \times TL^b$	F	163	0.0158	2.63	0.0145–0.0172	2.566 – 2.692	0.977	-A
$BW = a \times FL^b$			0.0195	2.70	0.0178–0.0212	2.632 – 2.775	0.972	
$BW = a \times SL^b$			0.0284	2.59	0.0265–0.0304	2.524 – 2.646	0.977	
$BW = a \times TL^b$	C	303	0.0143	2.69	0.0134–0.0153	2.639 – 2.737	0.975	-A
$BW = a \times FL^b$			0.0196	2.67	0.0182–0.0211	2.606 – 2.725	0.963	
$BW = a \times SL^b$			0.0256	2.65	0.0240–0.0273	2.595 – 2.708	0.966	

M, male; F, female; C, combined sex; n, sample size; *a*, *b* are LWR parameters; CL, confidence limit for mean values; *r*<sup>2</sup>, coefficient of determination; GT, growth type; -A, negative allometric.

**Table IV.** The estimated parameters of the length-length relationships ( $y = a + b \times x$ ) of *Corica soborna* from the Ganges River, northwestern Bangladesh.

Equation	Sex	Regression parameters		95% CL of $a$	95% CL of $b$	$r^2$
		$a$	$b$			
TL = $a + b \times$ SL	M	0.0389	1.208	-0.0609 to 0.1387	1.177 – 1.124	0.977
TL = $a + b \times$ FL		0.0641	1.087	-0.0292 to 0.1575	1.061 – 1.113	0.980
SL = $a + b \times$ FL		0.0604	0.889	-0.0196 to 0.1404	0.866 – 0.911	0.978
TL = $a + b \times$ SL	F	0.1019	1.193	0.0095 to 0.1942	1.163 – 1.222	0.975
TL = $a + b \times$ FL		-0.0551	1.137	-0.1495 to 0.0393	1.109 – 1.164	0.976
SL = $a + b \times$ FL		-0.0837	0.939	-0.1691 to 0.0018	0.914 – 0.964	0.971
TL = $a + b \times$ SL	C	0.0820	1.197	0.0149 to 0.1492	1.176 – 1.218	0.976
TL = $a + b \times$ FL		0.0750	1.092	0.0072 to 0.1428	1.072 – 1.111	0.975
SL = $a + b \times$ FL		0.0383	0.899	-0.0221 to 0.0987	0.882 – 0.917	0.972

TL, total length; FL, fork length; SL, standard length; M, male; F, female; C, combined sex;  $a$ , intercept;  $b$ , slope; CL, confidence limit for mean values;  $r^2$ , coefficient of determination.

**Table V.** Allometric ( $K_A$ ), Fulton's ( $K_F$ ), and relative condition factors ( $K_R$ ) and relative weight ( $W_R$ ) of *Corica soborna* from the Ganges River, northwestern Bangladesh.

Condition factors	Sex	n	Min	Max	Mean $\pm$ SD	95% CL
$K_A$	M	140	0.0107	0.0134	0.0117 $\pm$ 0.0005	0.0116 – 0.0118
$K_F$			0.8573	1.1177	0.9141 $\pm$ 0.0430	0.9069 – 0.9213
$K_R$			0.9162	1.1446	0.9993 $\pm$ 0.0406	0.9926 – 1.0061
$W_R$	F	163	91.623	114.460	99.933 $\pm$ 4.055	99.256 – 100.611
$K_A$			0.0141	0.0174	0.0158 $\pm$ 0.0008	0.0157 – 0.0160
$K_F$			0.8640	1.1844	0.9696 $\pm$ 0.0680	0.9591 – 0.9801
$K_R$	C	303	0.8922	1.0992	1.0022 $\pm$ 0.0502	0.9945 – 1.0100
$W_R$			89.223	109.921	100.224 $\pm$ 5.017	99.448 – 101.001
$K_A$			0.0124	0.0163	0.0143 $\pm$ 0.0008	0.0142 – 0.0144
$K_F$			0.8573	1.1844	0.9440 $\pm$ 0.0640	0.9367 – 0.9512
$K_R$			0.8689	1.1423	1.0017 $\pm$ 0.0534	0.9956 – 1.0077
$W_R$			86.887	114.226	100.167 $\pm$ 5.344	99.562 – 100.770

M, male; F, female; C, combined sex;  $n$ , sample size; Min, minimum; Max, maximum; SD, standard deviation; CL, confidence limit for mean values;  $K_A$ , allometric condition factor;  $K_F$ , Fulton's condition factor;  $K_R$ , relative condition factor;  $W_R$ , relative weight.

#### Condition factors

The  $K_A$  values varied from 0.0107 – 0.0134 (mean  $\pm$  SD = 0.0117  $\pm$  0.0005) for males and 0.0141 – 0.0174 (mean  $\pm$  SD = 0.0158  $\pm$  0.0008) for females (Table V). According to the Mann-Whitney U-test,  $K_A$  was significantly different between sexes ( $P < 0.0001$ ). The  $K_F$  ranged from 0.8573 – 1.1177 (mean  $\pm$  SD = 0.9141  $\pm$  0.0403) for males and 0.8640 – 1.1844 (mean  $\pm$  SD = 0.9696  $\pm$  0.0680) for females, respectively (Table V), and the U-test showed that  $K_F$  was significantly different between genders ( $P < 0.0001$ ). In addition,  $K_R$  ranged from 0.9162 – 1.446 (mean  $\pm$  SD = 0.9993  $\pm$  0.0406) for males and 0.8922 – 1.0992 (mean  $\pm$  SD = 1.0022  $\pm$  0.0502) for females (Table V) and the

U-test showed insignificant deviations between sexes ( $P = 0.7228$ ) in our study area. Calculated  $W_R$  for males were 91.623 to 114.460 (mean  $\pm$  SD = 99.933  $\pm$  4.055) and for females were 89.223 to 109.921 (mean  $\pm$  SD = 100.224  $\pm$  5.017) (Table V). According to Wilcoxon sign rank test,  $W_R$  showed no significant differences from 100 for both males ( $P = 0.6137$ ) and females ( $P = 0.6185$ ). The relationship between TL vs.  $W_R$  is shown in Fig. 4, and the relationships of different condition factors ( $K_A$ ,  $K_F$ ,  $K_R$  and  $W_R$ ) with TL and BW are shown in Table VI. From the above four condition factors, only  $K_F$  has high significantly correlated with TL and BW ( $P < 0.001$ ).



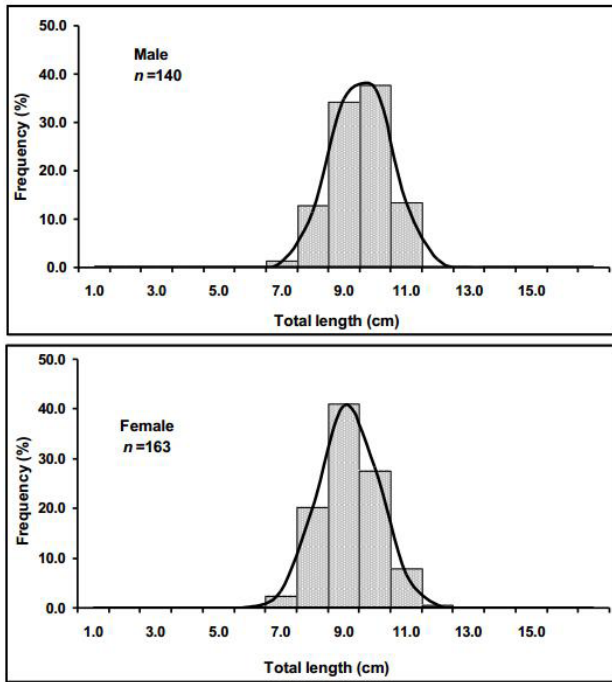


Fig. 1. The length-frequency distribution of male and female *Corica soborna* (Hamilton, 1822) in the Ganges River, northwestern Bangladesh.

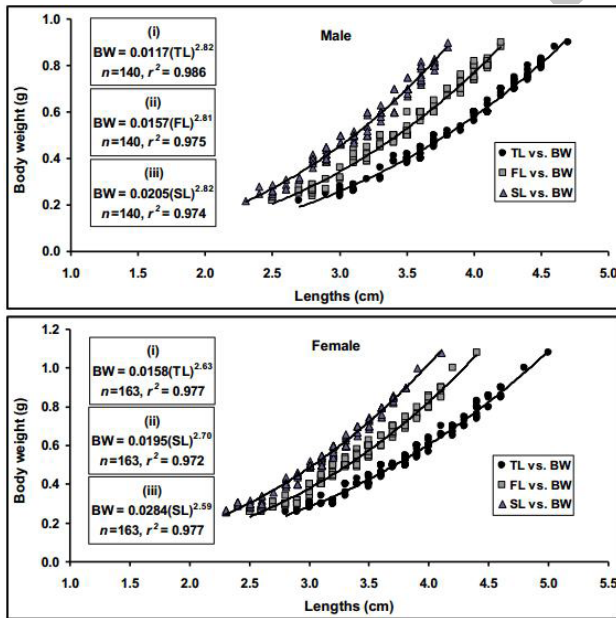


Fig. 2. Relationships ( $W = a \times L^b$ ) between (i) total length vs. body weight, (ii) fork length vs. body weight and (iii) standard length vs. body weight of male and female *Corica soborna* (Hamilton, 1822) in the Ganges River, northwestern Bangladesh.

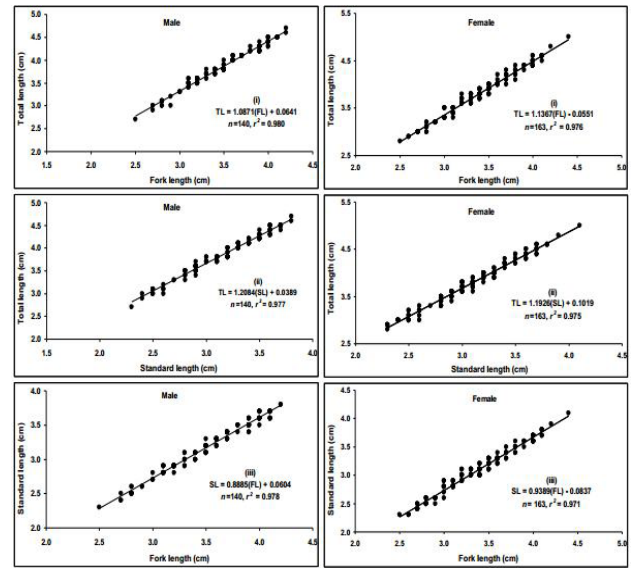


Fig. 3. Relationships ( $y = a + b \times x$ ) between (i) total length (TL) and fork length (FL), (ii) standard length (SL) and total length (TL), and (iii) fork length (FL) and standard length (SL) of male and female *Corica soborna* (Hamilton, 1822) in the Ganges River, northwestern Bangladesh.

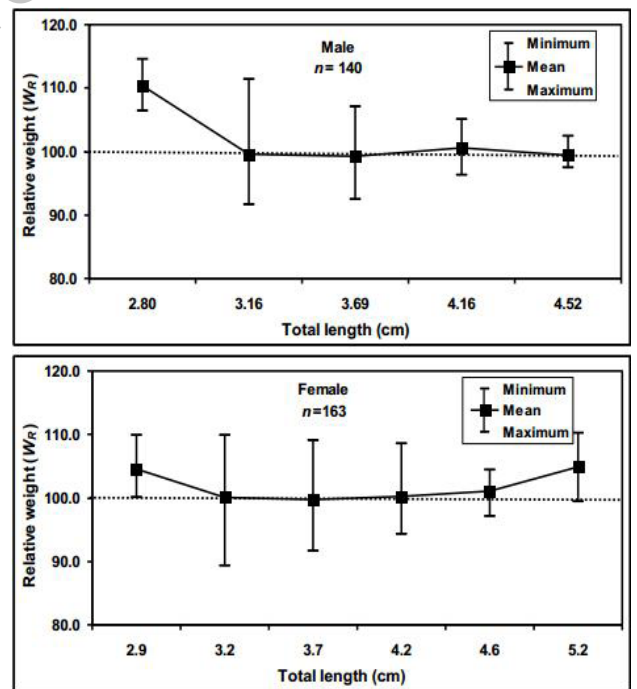


Fig. 4. The relationship between TL and  $W_R$  of male and female *Corica soborna* (Hamilton, 1822) in the Ganges River, northwestern Bangladesh.

**Form factor ( $a_{3,0}$ )**

The calculated  $a_{3,0}$  values were 0.0067, 0.0050, and 0.0054 for males, females, and combined sexes of *C. soborna*, respectively, in the Ganges River (Table VII), such values indicate that this fish is fusiform in shape. We also calculated the  $a_{3,0}$  of *C. soborna* from various South Asian studies using available literature to compare with our study (Table VII).

**Size at first sexual maturity ( $L_m$ )**

The calculated  $L_m$  values for males and females were 3.14 cm (95% CL = 2.63 – 3.80 cm TL) vs. 3.32 cm TL (95% CL = 2.77 – 4.02 cm TL), respectively (Table VII). Moreover, we calculated the  $L_m$  of *C. soborna* from different South Asian studies in the available literature (Fig. 5 and Table VII).

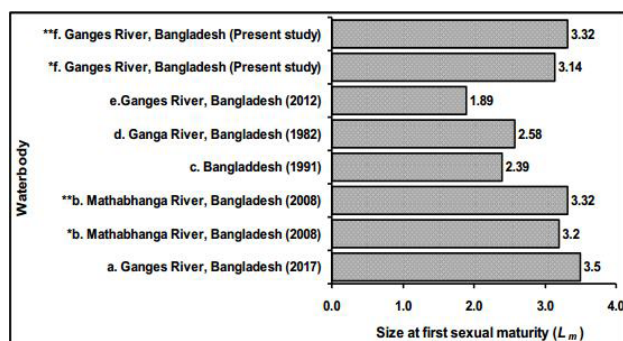


Fig. 5. Size at sexual maturity of *Corica soborna* across Bangladeshi studies (\*, male; \*\*, female).

**Natural mortality ( $M_w$ )**

$M_w$  for the population of *C. soborna* was estimated as 2.52 year<sup>-1</sup>, irrespective of sex in the Ganges River, NW Bangladesh. However,  $M_w$  was very high for specimens under 2.4 cm TL, but it declined for bigger fish (Fig. 6). The calculated  $M_w$  for *C. soborna* in the Ganges River and other South Asian water-bodies are shown in Table VII.

**DISCUSSION**

Past information on population parameters of *C. soborna* is scant for Bangladesh and elsewhere in South Asia. However, Hossain *et al.* (2017a) carried out a brief study on LWR for this species from the Ganges River, NW Bangladesh. Nevertheless, a work has also been done on biological aspects of this species by Hossain *et al.* (2008) from the Mathabhangha River, southwestern Bangladesh. During the present study, 303 individuals were sampled to encompass various body sizes (2.7–5.0 cm TL), as collected through different conventional fishing gears. We highlighted the population parameters of *C. soborna*

comprising SR, LFDs, LWRs, LLRs, condition factors ( $K_A$ ,  $K_P$ ,  $K_R$  and  $W_R$ ),  $a_{3,0}$ ,  $L_m$ , and  $M_w$  from the Ganges River in NW Bangladesh.

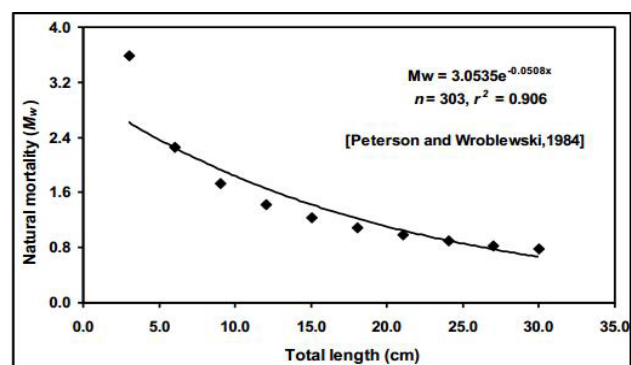


Fig. 6. The natural mortality of *Corica soborna* (Hamilton, 1822) in the Ganges River, northwestern Bangladesh.

Variation of sex ratio from 1:1 is not expected for most aquatic (fish and shellfish) species, but some finfish and prawn populations may exhibit a strong bias in this ratio (Hossain *et al.*, 2013b, 2016b; Khatun *et al.*, 2018). In our study, the sex ratio of male and female was 1:1.41 with female dominant over males. A similar finding was also reported by Hossain *et al.* (2008) from the Mathabhangha River, southwestern Bangladesh. During our study, the overall sex ratio varied significantly from the predictable 1:1 ratio ( $df = 1$ ,  $\chi^2 = 4.06$ ,  $P < 0.05$ ), whereas Hossain *et al.* (2008) observed no noticeable variation from the expected 1:1 ratio ( $df = 1$ ,  $\chi^2 = 0.07$ ,  $P > 0.05$ ) elsewhere in Bangladesh. Our LFDs showed a lack of *C. soborna* smaller than 2.7 cm in TL which might be attributed to inappropriate selection of fishing gears rather than their absence from the fishing ground; or else the fishermen did not go where smaller fish occurs (Hossain *et al.*, 2015b, 2016b, 2017c; Hossen *et al.*, 2016; Nawer *et al.*, 2017). Hossain (2010a, b) made a similar hypothesis when studying small indigenous species from the Ganges River.

In our study, the observed maximum length of *C. soborna* was 5.0 cm TL irrespective of sex, which is higher than the reported value of (i) 2.70 cm (Sultana, 2012) from the Ganges River, Bangladesh (ii) 4.99 cm (Hossain *et al.*, 2008) from the Mathabhangha River, Bangladesh (iii) 3.80 cm (Kamal, 1982) from the Ganga River, India, but lower than the maximum recorded length (TL = 5.3 cm) reported by Hossain *et al.* (2017a) from the Ganges River, NW Bangladesh. Information on maximum length is crucial for the estimation of asymptotic length and growth coefficient of fishes, as required for planning and management of fisheries resources (Hossain *et al.*, 2012a, 2017d, 2018; Hossen *et al.*, 2018; Khatun *et al.*, 2019a).

**Table VI. Relationships of condition factor with total length (TL) and body weight (BW) of *Corica soborna* from the Ganges River, northwestern Bangladesh.**

Relationships	Sex	$r_s$ values	95% CL of $r_s$	P values	Significance
TL vs. $K_A$	M	0.0457	-0.1261 to 0.2148	$P = 0.592$	ns
TL vs. $K_F$		-0.3466	-0.4884 to -0.1869	$P < 0.001$	***
TL vs. $K_R$		0.0293	-0.1421 to 0.1991	$P = 0.731$	ns
TL vs. $W_R$		-0.0034	-0.1740 to 0.1675	$P = 0.968$	ns
BW vs. $K_A$		0.0442	-0.1275 to 0.2134	$P = 0.604$	ns
BW vs. $K_F$		-0.2476	-0.4013 to -0.0802	$P = 0.003$	***
BW vs. $K_R$		0.1324	-0.0392 to 0.2965	$P = 0.119$	ns
BW vs. $W_R$		0.1003	-0.0717 to 0.2665	$P = 0.238$	ns
TL vs. $K_A$	F	0.2091	0.0526 to 0.3555	$P = 0.007$	**
TL vs. $K_F$		-0.6021	-0.6942 to -0.4906	$P < 0.001$	***
TL vs. $K_R$		0.0314	-0.1274 to 0.1887	$P = 0.690$	ns
TL vs. $W_R$		0.0406	-0.1184 to 0.1976	$P = 0.607$	ns
BW vs. $K_A$		0.3051	0.1544 to 0.4420	$P < 0.001$	***
BW vs. $K_F$		-0.4896	-0.6013 to -0.3592	$P < 0.001$	***
BW vs. $K_R$		0.1647	0.0067 to 0.3148	$P = 0.036$	*
BW vs. $W_R$		0.1736	0.0158 to 0.3229	$P = 0.027$	*
TL vs. $K_A$	C	-0.2526	-0.3581 to -0.1407	$P < 0.001$	***
TL vs. $K_F$		-0.5029	-0.5848 to -0.4109	$P < 0.001$	***
TL vs. $K_R$		0.0415	-0.0748 to 0.1568	$P = 0.471$	ns
TL vs. $W_R$		0.0555	-0.0609 to 0.1704	$P = 0.336$	ns
BW vs. $K_A$		-0.1492	-0.2607 to -0.0338	$P = 0.009$	**
BW vs. $K_F$		-0.3760	-0.4715 to -0.2719	$P < 0.001$	***
BW vs. $K_R$		0.1805	0.0659 to 0.2904	$P = 0.002$	**
BW vs. $W_R$		0.1949	0.0807 to 0.3040	$P = 0.0001$	***

TL, total length; BW, body weight;  $K_A$ , allometric condition factor;  $K_F$ , Fulton's condition factor;  $K_R$ , relative condition factor;  $W_R$ , relative weight; M, male; F, female; C, combined sex;  $r_s$ , Spearman rank-correlation values; CL, confidence limit; P, shows the level of significance; ns, not significant; \* significant ( $P \leq 0.005$ ); \*\* highly significant ( $P \leq 0.01$ ); \*\*\* very highly significant ( $P \leq 0.001$ ) (Sokal and Rohlf, 1981).

**Table VII. The calculated form factor ( $a_{3.0}$ ), size at first sexual maturity ( $L_m$ ) and natural mortality ( $M_w$ ) of *Corica soborna* (Hamilton, 1822) across South Asian studies.**

Water body	Sex	Regression parameters		$L_{max}$	References	$a_{3.0}$	$L_m$	95% CL of $L_m$	$M_w$ ( $Y^{-1}$ )
		$a$	$b$						
Ganges River, Bangladesh	U	0.0139	2.71	5.30	Hossain <i>et al.</i> (2017a)	0.0056	3.50	2.92 – 4.25	1.67
Mathabhanga River, Bangladesh	M	0.0080	2.95	4.79	Hossain <i>et al.</i> (2008)	0.0068	3.20	2.67 – 3.87	1.56
	F	0.0084	2.97	4.99		0.0076	3.32	2.77 – 4.02	1.53
Bangladesh	U	0.0069	3.05	3.50	Hossain and Afroze (1991)	0.0081	2.39	2.03 – 2.87	2.22
Ganga River, India	U	0.0061	3.69	3.80	Kamal (1982)	0.0528	2.58	2.18 – 3.10	2.06
Ganges River, Bangladesh	U	-	-	2.70	Sultana (2012)	-	1.89	1.62 – 2.25	-
Ganges River, Bangladesh	M	0.0117	2.82	4.70	Present study	0.0067	3.14	2.63 – 3.80	2.55
	F	0.0158	2.63	5.00		0.0050	3.32	2.77 – 4.02	2.50
	C	0.0143	2.69	5.00		0.0054	3.32	2.77 – 4.02	2.52

Male; F, Female; C, Combined; U, Unsexed;  $L_{max}$ , Maximum length;  $a$ , intercept;  $b$ , slope;  $a_{3.0}$ , form factor;  $L_m$ , size at first sexual maturity; CL, confidence limit;  $M_w$ , Natural mortality.



The allometric coefficient ( $b$ ) may fluctuate between 2 and 4, however, values stretching from 2.5–3.5 are more common for fishes (Froese, 2006). According to Tesch (1971), values of  $b$  close to 3 represent isometric growth and variations from 3 indicate allometric growth, either positively ( $> 3$ ) or negatively ( $< 3$ ) allometric. In our study, the  $b$  values of LWRs (TL vs. BW; FL vs. BW; SL vs. BW) were within the range of 2.81–2.82 for males and 2.59–2.70 for females, representing negative allometric growth ( $< 3.00$ ) for both sexes. A similar growth pattern was reported by Hossain *et al.* (2017a) ( $b = 2.71$ ) for *C. soborna* from the Ganges River of Bangladesh. However, isometric growth was observed by Hossain and Afroze (1991) ( $b = 3.05$ ) for combined sexes and Hossain *et al.* (2008) for males ( $b = 2.95$ ) and females ( $b = 2.97$ ) from the Mathabhanga River of SW Bangladesh, which is dissimilar to this study. Conversely, positive allometric growth was found by Kamal (1982) ( $b = 3.69$ ) from the Ganga River, India, unlike our findings. However, this dissimilarity in growth pattern may result from numerous factors, including sex, physiology, maturation of gonads, habitat, seasonal influence, level of stomach plumpness, preservation methods and differences in the studied fish lengths (Hossain *et al.*, 2013b, 2019; Khatun *et al.*, 2019b), which we did not study. All LLRs were highly correlated ( $P < 0.001$ ), with all  $r^2$  values  $\geq 0.971$  in our study. There are no prior studies dealing with LLRs to make comparisons.

We studied four condition factors ( $K_A$ ;  $K_F$ ;  $K_R$ ; and  $W_R$ ) to assess the health and habitat condition of *C. soborna* in the Ganges River, although most of the study focused on a single condition factor. Among these condition factors, the Spearman rank correlation test found that  $K_F$  was highly significantly correlated with TL and BW than for other condition factors (Table V). Hence,  $K_F$  can validly be used to evaluate the wellbeing of this species in the Ganges River and nearby water bodies. Moreover, the Wilcoxon signed-rank test showed that the  $W_R$  revealed no remarkable differences from 100 for both males ( $P = 0.6137$ ) and females ( $P = 0.6185$ ), suggesting a balanced habitat with plenty of food access compared to predator risk (Anderson and Neumann, 1996) for *C. soborna* in the Ganges River basin. This is the first study on this aspect, so comparison with other data is not possible.

The  $a_{3,0}$  values were 0.0067 and 0.0050 for male and female *C. soborna* in the Ganges River, which indicated elongated body shapes. The  $a_{3,0}$  helps to appraise variation of body shape among populations or species from others (Froese, 2006). There was no literature information on the form factor of this species, so our study will provide the foundation for future studies.

$L_m$  for males and females of *C. soborna* were 3.14 cm

vs. 3.32 cm in TL, respectively. However, Hossain *et al.* (2008) reported  $L_m$  as 4.44 cm TL for female *C. soborna* in the Mathabhanga River, SW Bangladesh, which is higher than observed for our study. This distinction may be result from differences in sample size, shrinkage in specimen body sizes from preservation in formalin, water temperature, population density, and food availability (Khatun *et al.*, 2019a), which were not considered in our study. The natural mortality ( $M_w$ ) for the population of *C. soborna* was assessed as 2.52 year<sup>-1</sup> for combined sexes of *C. soborna* in the Ganges River, NW Bangladesh. This is the first study on natural mortality for this species, so comparisons are impossible with other literature. It would be useful to document the causes of fish mortality in our study area.

## CONCLUSION

Our findings describe the population parameters of *C. soborna* including length-frequency distribution, growth pattern based on LWRs, best-suited condition factor, relative weight, form factor, size at first sexual maturity, and natural mortality in the Ganges River. The results should be an effective tool for fishery managers, fish biologists and conservationists to formulate prompt management and regulations for sustainability of existing stocks of this species in the Ganges River and other South Asian water-bodies.

## ACKNOWLEDGEMENTS

The authors would like to extend their sincere appreciation to the NATP-2, PIU-BARC, CRG Sub Project No, 484 for instrumental and partial funding support; and also to the Ministry of Education, Bangladesh (No. 37.200000.004.003.005.2014-1309/1 (42); Date: 10-08-2014) for providing further funding to carry out this research.

### Statement of conflict of interest

The authors have declared no conflict of interest.

## REFERENCES

- Ahmed, Z.F., Hossain, M.Y. and Ohtomi, J., 2012. Modeling the growth of silver hatchet chela *Chela cachius* (Cyprinidae) from the Old Brahmaputra River in Bangladesh using multiple functions. *Zool. Stud.*, **51**: 336–344.
- Amin, A.K.M.R., Parvez, I., Zaman, M.B. and Amin, H.A., 2009. Study of the present status of endangered small indigenous species (SIS) of fish

- in the natural waters of the North-West part of Bangladesh. *J. Environ. Sci. Nat. Res.*, **2**: 163–168.
- Anderson, R.O. and Neumann, R.M., 1996. Length, weight and associated structure indices. In: *Fisheries techniques* (eds. B.R. Murphy and W.D. Willis). 2<sup>nd</sup> ed. Am. Fish. Soc. Bethesda, Maryland, pp. 447-482.
- Azad, M.A.K., Hossain, M.Y., Khatun, D., Parvin, M.F., Nawar, F., Rahman, O., and Hossen. M.A., 2018. Morphometric relationships of the tank goby *Glossogobius giuris* (Hamilton, 1822) in the Gorai River using multi-linear dimensions. *Jordan J. biol. Sci.*, **11**: 81-85.
- Bhuiyan, A.L., 1964. Fishes of Dacca. *Asiat. Soc. Pak.*, **13**: 11-13.
- Binohlan, C. and Froese, R., 2009. Empirical equations for estimating maximum length from length at first maturity. *J. appl. Ichthyol.*, **25**: 611-613. <https://doi.org/10.1111/j.1439-0426.2009.01317.x>
- Brodziak, J., Ianelli, J., Lorenzen, K. and Methot Jr, R.D., 2011. *Estimating natural mortality in stock assessment applications*. U.S. Dep. Commer., NOAA Tech. Memo.NMFS-F/SPO-119, pp. 38.
- Christensen, V. and Walters, C., 2004. Ecopath with Ecosim: methods, capabilities and limitations. *Ecol. Model.*, **72**: 109–139. <https://doi.org/10.1016/j.ecolmodel.2003.09.003>
- Csirke, J., 2005. *Review of the state of world marine fishery resources*. FAO Fisheries Technical Paper 457. Publishing Management Service Rome, Italy ISBN 92-5-105267-0.
- Felts, R.A., Rajits, F. and Akhtherruzzaman, M., 1996. *Small indigenous fish species culture in Bangladesh. in integrated food-assisted development project, sub-project-2*. Development of Inland Fisheries. pp. 41
- Froese, R. and Pauly, D., 2014. *Clupeidae in fish base*. December 2014 version.
- Froese, R. and Pauly, D., 2019. *Fish base 2019: World Wide Web electronic publication*. Available at: <http://www.fishbase.org> (accessed on 25 June 2019).
- Froese, R., 2006. Cube law, condition factor and weight-length relationships: History, meta-analysis and recommendations. *J. appl. Ichthyol.*, **22**: 241–253. <https://doi.org/10.1111/j.1439-0426.2006.00805.x>
- Fulton, T.W., 1904. *The rate of growth of fishes, Twenty-second Annual Reports*. Part III. Fisheries Board of Scotland, Edinburgh, pp. 141-241.
- Garcia, C.B., Duarte, J.O., Sandoval, N., Schiller, D., Melo, G. and Navajas, P., 1998. Length-weight relationships of demersal fishes from the Gulf of Salamanca, Colombia. *NAGA. ICLARM Q.*, **21**: 30–32.
- Hasselblad, V., 1966. Estimation of parameters for a mixture of normal distributions. *Technometrics*, **8**: 431-444. <https://doi.org/10.1080/00401706.1966.10490375>
- Hossain, M.A. and Afroze, S., 1991. Small fishes as a resource in rural Bangladesh. *Fishbyte*, **9**: 16-18.
- Hossain, M.A., Hossain, M.Y., Hossen, M.A., Rahman, M.A., Islam, M.A., Khatun, D., Nawar, F. and Ohtom, J., 2019. Temporal variations of sex ratio and growth pattern of critically endangered catfish *Clupisoma garua* from the Ganges River of north-western Bangladesh. *Indian J. Geo-Mar. Sci.*, **48**: 647-653.
- Hossain, M.Y., 2010a. Length-weight, length-length relationships and condition factor of three Schibid catfishes from the Padma River, Northwestern Bangladesh. *Asian Fish. Sci.*, **23**: 329-339.
- Hossain, M.Y., 2010b. Morphometric relationships of length-weight and length-length of four Cyprinid small indigenous fish species from the Padma River (NW Bangladesh). *Turk. J. Fish. aquat. Sci.*, **10**: 131-134.
- Hossain, M.Y., Ahmed, Z.F., Leunda, P.M., Islam, A.K.M.R. Jasmine, S., Oscoz, J., Miranda, R. and Ohtomi, J., 2006. Length-weight and length-length relationships of some small indigenous fish species from the Mathabhanga River, southwestern Bangladesh. *J. appl. Ichthyol.*, **22**: 301–303. <https://doi.org/10.1111/j.1439-0426.2006.00801.x>
- Hossain, M.Y., Hossen, M.A., Ahmed, Z.F., Hossain, M.A., Pramanik, M.N.U., Nawar, F. Paul, A.K., Khatun, D., Haque, N. and Islam, M.A., 2017b. Length-weight relationships of 12 indigenous fish species in the Gajner Beel floodplain (NW Bangladesh). *J. appl. Ichthyol.*, **33**: 842-845. <https://doi.org/10.1111/jai.13354>
- Hossain, M.Y., Hossen, M.A., Ali, M.M., Pramanik, M.N.U., Nawar, F. Rahman, M.M., Sharmin, S., Khatun, D., Bahkali, A.H., Elgorban, A.M. and Yahya, K., 2017d. Life-history traits of the endangered carp *Botia dario* (Cyprinidae) from the Ganges River in northwestern Bangladesh. *Pakistan J. Zool.*, **49**: 801-809. <https://doi.org/10.17582/journal.pjz/2017.49.3.801.809>
- Hossain, M.Y., Hossen, M.A., Khatun, D., Nawar, F., Parvin, Rahman, M.F. and Hossain. M.A., 2017c. Growth, condition, maturity and mortality of the Gangetic leaffish *Nandus nandus* (Hamilton, 1822) in the Ganges River (northwestern Bangladesh). *Jordan J. biol. Sci.*, **10**: 57-62.

- Hossain, M.Y., Hossen, M.A., Nawer, F., Khatun, D., Pramanik, M.N.U., Parvin, M.F. and Yahya, K., 2017a. New maximum size records and length-weight relationships for two species, *Corica soborna* (Hamilton, 1822) and *Mystus bleekeri* (Day, 1877), from the Ganges River (NW Bangladesh). *J. appl. Ichthyol.*, **33**: 661-662. <https://doi.org/10.1111/jai.13342>
- Hossain, M.Y., Jahan, S., Jewel, M.A.S., Rahman, M.M., Khatun, M.M. and Jasmine, S., 2015b. Biological aspects of the critically endangered fish, *Labeo boga* in the Ganges River, Northwestern Bangladesh. *Sains Malays.*, **44**: 31-40. <https://doi.org/10.17576/jsm-2015-4401-05>
- Hossain, M.Y., Jasmine, S., Ibrahim, A.H.M., Ahmed, Z.F., Rahman, M.M. and Ohtomi, J., 2009. Length-weight and length-length relationships of 10 small fish species from the Ganges, Bangladesh. *J. Appl. Ichthyol.*, **25**: 117-119. <https://doi.org/10.1111/j.1439-0426.2008.01168.x>
- Hossain, M.Y., Leunda, P.M., Ohtomi, J., Ahmed, Z.F., Oscoz J. and Miranda, R., 2008. Biological aspects of the Ganges River sprat *Corica soborna* (Clupeidae) in the Mathabhanga River (SW Bangladesh). *Cybiuim.*, **32**: 241-246.
- Hossain, M.Y., Naser, S.M.A., Bahkali, A.H., Yahya, K., Hossen, M.A., Elgorban, A.M., Islam, M.M. and Rahman, M.M., 2016a. Life history traits of the flying barb *Esomus danricus* (Cyprinidae) in the Ganges River, northwestern Bangladesh. *Pakistan J. Zool.*, **48**: 399-408.
- Hossain, M.Y., Pramanik, M.N.U., Hossen, M.A., Nawer, F., Khatun, D., Parvin, M.F., Ahmed, Z.F. and Ahamed, F., 2018. Life-history traits of pool barb *Puntius sophore* (Cyprinidae) in different ecosystems of Bangladesh. *Indian J. Geo-Mar. Sci.*, **47**: 1446-1454.
- Hossain, M.Y., Rahman, M.M., Abdallah, E.M. and Ohtomi, J., 2013a. Biometric relationships of the pool barb *Puntius sophore* (Hamilton 1822) (Cyprinidae) from three major rivers of Bangladesh. *Sains Malays.*, **42**: 1571-1580.
- Hossain, M.Y., Rahman, M.M., Bahkali, A.H., Yahya, K., Arefin, M.S. and Hossain, M.I., 2016b. Temporal variations of sex ratio, length-weight relationships and condition factor of *Cabdio morar* (Cyprinidae) in the Jamuna (Brahmaputra River distributary) River, northern Bangladesh. *Pakistan J. Zool.*, **48**: 1099-1107.
- Hossain, M.Y., Rahman, M.M., Jewel, M.A.S., Hossain, M.A., Ahamed, F., Tumpa, A.S., Abdallah, E.M. and Ohtomi, J., 2013b. Life-history traits of the critically endangered catfish *Eutropiichthys vacha* (Hamilton, 1822) in the Jamuna (Brahmaputra River distributary) River, northern Bangladesh. *Sains Malays.*, **42**: 265-277.
- Hossain, M.Y., Rahman, M.M., Miranda, R., Leunda, P.M., Oscoz, J., Jewel, M.A.S., Naif, A. and Ohtomi, J., 2012a. Size at first sexual maturity, fecundity, length-weight and length-length relationships of *Puntius sophore* (Cyprinidae) in Bangladeshi waters. *J. Appl. Ichthyol.*, **28**: 818-822. <https://doi.org/10.1111/j.1439-0426.2012.02020.x>
- Hossain, M.Y., Sayed, S.R.M., Rahman, M.M., Ali, M.M., Hossen, M.A., Elgorban, A.M., Ahmed Z.F. and Ohtomi, J., 2015a. Length-weight relationships of nine fish species from the Tetulia River, southern Bangladesh. *J. Appl. Ichthyol.*, **31**: 967-969. <https://doi.org/10.1111/jai.12823>
- Hossen, M.A., Hossain, M.Y., Pramanik, M.N.U., Khatun, D., Nawer, F., Parvin, M.F., Arabi A. and Bashar, M.A., 2018. Population Parameters of the Minor carp *Labeo bata* (Hamilton, 1822) in the Ganges River of northwestern Bangladesh. *Jordan J. Biol. Sci.*, **11**: 179-186.
- Hossen, M.A., Hossain, M.Y., Pramanik, M.N.U., Nawer, F., Khatun, D., Parvin, M.F. and Rahman, M.M., 2016. Morphological characters of *Botia lohachata*. *J. Coast. Life Med.*, **4**: 689-692. <https://doi.org/10.12980/jclm.4.2016J6-148>
- IUCN Bangladesh, 2015. Red List of Bangladesh Volume 5: Freshwater Fishes. IUCN, International Union for Conservation of Nature, Bangladesh Country Office, Dhaka, Bangladesh, pp xvi+360.
- IUCN, 2018. IUCN Red List of Threatened Species. Version 2018-2. Downloaded on 19 November 2018.
- Kamal, M.Y., 1982. The length-weight relationship and K factor in *Corica bihariensis* (Kamal and Ahsan) and *Corica soborna* (Hamilton) from the river Ganga. *J. Inland Fish. Soc. India.*, **14**: 102-107.
- Kapoor, D., Dayal, R. and Ponniah. A.G., 2002. Fish biodiversity of India. National Bureau of Fish Genetic Resources Lucknow, India, pp. 775.
- Khatun, D., Hossain, M.Y., Nawer, F., Mostafa, A.A. and Al-Askar, A.A., 2019a. Reproduction of *Eutropiichthys vacha* (Schilbeidae) in the Ganges River (NW Bangladesh) with special reference to potential influence of climate variability. *Environ. Sci. Pollut. Res.*, **26**: 10800-10815. <https://doi.org/10.1007/s11356-019-04523-5>
- Khatun, D., Hossain, M.Y., Parvin, M.F. and Ohtomi, J., 2018. Temporal variation of sex ratio, growth pattern and physiological status of *Eutropiichthys*

- vacha* (Schilbeidae) in the Ganges River, NW Bangladesh. *Zool. Ecol.*, **28**: 343-354. <https://doi.org/10.1080/21658005.2018.1520680>
- Khatun, D., Hossain, M.Y., Rahman, M.A., Islam, M.A., Rahman, O., Azad, M.A.K., Sarmin, M.S., Parvin, M.F., Haque, A.T.U., Mawa Z. and Hossain, M.A., 2019b. Life-History Traits of the Climbing perch *Anabas testudineus* (Bloch, 1792) in a Wetland Ecosystem. *Jordan J. biol. Sci.*, **12**: 175-182.
- King, M., 2007. *Fisheries biology, assessment and management*. 2nd Edition. Blackwell Scientific Publications, Oxford. pp. 381. <https://doi.org/10.1002/9781118688038>
- Le Cren, E.D., 1951. The length-weight relationships and seasonal cycle in gonad weight and condition in the perch (*Perca fluviatilis*). *J. Anim. Ecol.*, **20**: 201-219. <https://doi.org/10.2307/1540>
- Martn-Smith, K.H., 1996. Length-weight relationships of fishes in a diverse tropical freshwater community, Sabah, Malaysia. *J. Fish Biol.*, **49**: 731-734. <https://doi.org/10.1111/j.1095-8649.1996.tb00069.x>
- Nawer, F., Hossain, M.Y., Hossen, M.A., Khatun, D., Parvin, M.F., Ohtomi, J. and Islam, M.A., 2017. Morphometric relationships of the endangered ticto barb *Pethia ticto* (Hamilton, 1822) in the Ganges River (NW Bangladesh) through multi-linear dimensions. *Jordan J. biol. Sci.*, **10**: 199-203.
- Neuman, R.M. and Allen, M.S., 2001. *Analysis and interpretation of freshwater fisheries data*. Department of Natural Resources Management and Engineering, University of Connecticut, Storrs, USA.
- Peterson, I. and Wroblewski, J.S., 1984. Mortality rates of fishes in the pelagic ecosystem. *Can. J. Fish. aquat. Sci.*, **41**: 1117-1120. <https://doi.org/10.1139/f84-131>
- Rahman, A.K.A., 1989. *Freshwater fishes of Bangladesh*. Zoological Society of Bangladesh, Department of Zoology, University of Dhaka. pp. 364.
- Rahman, M.M., Hossain, M.Y., Jewel, M.A.S. Billah, M.M. and Ohtomi, J., 2018. Population biology of the pool barb *Puntius sophore* (Hamilton 1822) (Cyprinidae) in the Padma River, Bangladesh. *Zool. Ecol.*, **28**: 100-108. <https://doi.org/10.1080/01694243.2018.1464703>
- Ranjan, J.B., Herwig, W., Subodh, S. and Michael, S., 2005. Study of the length frequency distribution of sucker head, *Garra gotyla gotyla* (Gray, 1830) in different rivers and seasons in nepal and its applications. *Kathmandu Univ. J. Sci. Eng. Technol.*, **1**: 1-14.
- Ricker, W.E., 1975. Computation and interpretation of biological statistics of fish populations. *Bull. Fish. Res. Board Canada*, **191**: 382.
- Royce, W.F., 1996. *Introduction to the practice of fishery science*. Academic Press, Washington, pp. 448.
- Rypel, A.L. and Richter, T.J., 2008. Empirical percentile standard weight equation for the blacktail redhorse. *N. Am. J. Fish. Manage.*, **28**: 1843-1846. <https://doi.org/10.1577/M07-193.1>
- Sokal, R.R. and Rohlf, F.J., 1981. *Introduction to biostatistics, 2nd edn*. Freeman Publication, New York, pp. 887.
- Sultana, S., 2012. Flesh estimation of some SIS fish. *J. Life Earth Sci.*, **7**: 105-108. <https://doi.org/10.3329/jles.v7i0.20129>
- Talwar, P.K. and Jhingran, A.G., 1991. *Inland fishes of India and adjacent countries, vol. 1*. A.A. Balkema, Rotterdam, pp. 113-114.
- Tesch, F.W., 1971. Age and growth. In: *Methods for assessment of fish production in freshwaters* (ed. W.E. Ricker). Blackwell Scientific Publications, Oxford. pp. 98-130.
- Vazzoler, A.E.A.M., 1996. *Reproduction biology of teleostean fishes: Theory and practice*. Brazilian Society of Ichthyology, Maringá: EDUEM.
- Wahab, M.A., Siddiqui, K.U., Islam, M.A., Kabir, S.M.H., Ahmad, M., Ahmed, A.T.A., Rahman, A.K.A., Haque, E.U., Ahmed, Z.U., Begum, Z.N.T., Hassan, M.A., Khondker, M. and Rahman, M.M., 2007. *Encyclopedia of flora and fauna of Bangladesh, Vol. 23. Corica soborna, freshwater fishes*. Asiatic Society of Bangladesh. Dhaka, pp. 15-16.
- Wang, L.J., You, F., Wang, Q.X., Wul, Z.H. and Liu, M.X., 2015. Length-weight and length-length relationships of 11 fish species from Zhimai River estuary, China. *J. appl. Ichthyol.*, **31**: 435-436. <https://doi.org/10.1111/jai.12692>
- Whitehead, P.J.P., 1985. FAO species catalogue. Vol. 7. Clupeoid fishes of the world (suborder Clupeoidei). An annotated and illustrated catalogue of the herrings, sardines, pilchards, sprats, shads, anchovies and wolf-herrings. *FAO Fish. Synop.*, **125**: 1-303.